



# PUDU SH1

SMART UPRIGHT SCRUBBER DRYER



# CONTENT

Product Overview

Product Features

Product Value

# PUDU SH1

## Smart Upright Scrubber Dryer

The PUDU SH1 stands as an innovative upright scrubber dryer from Pudu Robotics, engineered specifically to address the challenges of greasy and slippery scenarios.

Bridging the gap between the thorough cleaning of a walk-behind scrubber dryer and the user-friendliness of a conversational mop, the SH1 enables effortless, professional-level floor care for all users.




# Key Features



Multi-dimensional  
Cleaning



350rpm Speed  
27kg Down Pressure



20Kpa  
Suction Power



Real-time  
Components Monitoring



Air-liquid-debris  
Separation



Diversified  
Consumables



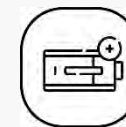
Measurable  
Cleaning



7+2  
Cleaning Modes



Touch Screen  
Interface



Easy Changeable  
Battery



# Product Introduction



# Product Specifications



Machine Dimension	49*53*120 cm
Machine Weight	27KG
Cleaning Productivity	1100-1600m <sup>2</sup> /h
Working Width	44cm
Squeegee Width	49cm
Solution Tank Capacity	4L
Recovery Tank Capacity	4L
Battery Capacity	18AH
Run-time	Standard Mode:70min ECO mode:100 min
Charging Time	2.5H
Noise	Standard Mode: 76dB (A) ECO mode: 71dB (A)

# Industries



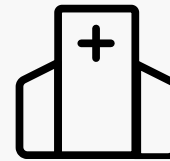
Food & Beverage



Contract Cleaner



Supermarket



Health Care




Retail



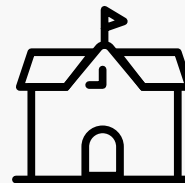
Transportation



Hospitality



Manufacturing



Education



More...

# CONTENT

Product Overview

Product Features

Product Value



# Product Features

## Powerful Cleaning Capabilities

**27kg**

Brush Pressure

**350rpm**

Brush Speed

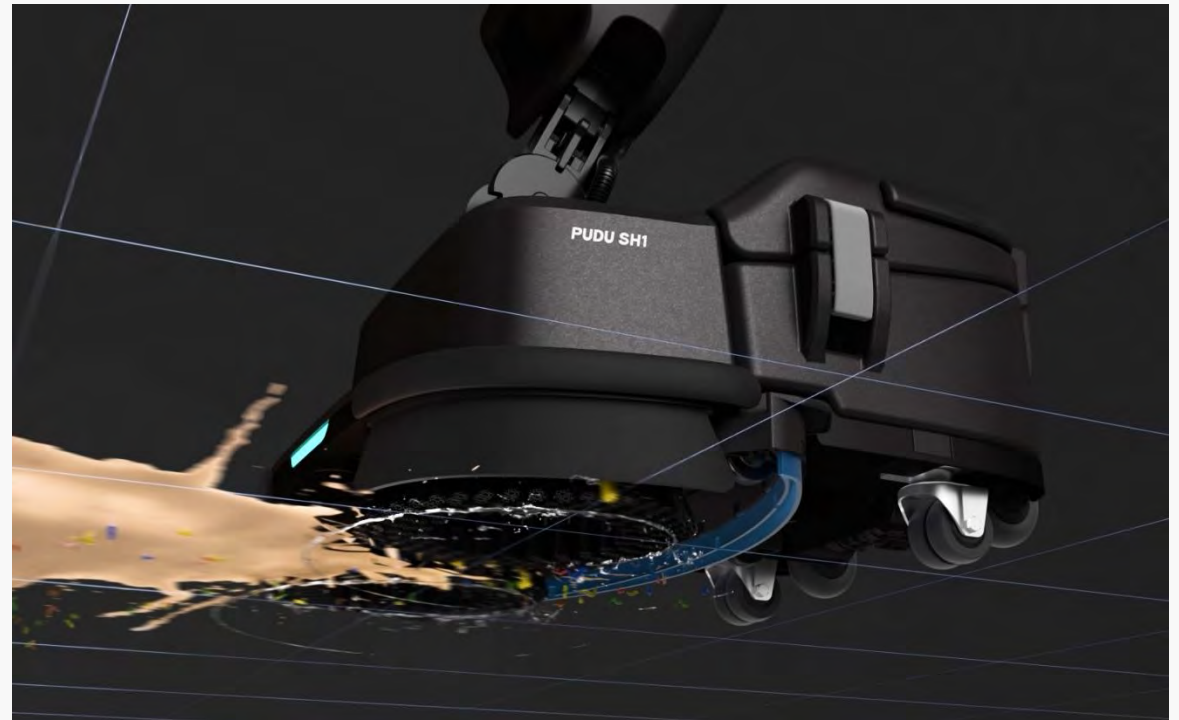
**70%** ↑

Cleaning Efficiency

**80%** ↓

Water & Solution Usage

Compared to a conventional mop, SH1 saves 80% on water and cleaning agent usage and reduces cleaning time by 70%. Powerful high-pressure, high-frequency cleaning quickly dissolves even the toughest stains, instantly restoring the floor to pristine condition.



# Product Features

## 20000 Pa

Suction Power

### Instant Scrub-and-dry Capability


The powerful brushless motor and squeegee dry the floor quickly and efficiently, avoiding secondary pollution and delivering a great cleaning result.



# Product Features

## Air-Liquid-Debris Separation

The PUDU SH1 features a first-to-market wastewater tank with an air-solid-liquid separation system, effortlessly separating gases, liquids, and solid particles, facilitating a smooth disposal process for both wet and dry refuse, and eliminating the risk of drain blockages.





# Multi-dimensional Cleaning

Low-profile Spaces Cleaning



Glass Window Cleaning



Edge Cleaning



Table Top Cleaning



Regular Floor Cleaning



# Product Features

## Multi-dimensional Cleaning



### Vertical Surface Cleaning

Equipped with innovative accessories, the PUDU SH1 excels at cleaning vertical surfaces, effectively removing grime from glass display cases, tiled walls, mirrors, and windows with ease and precision.



### Dead Zone Cleaning

Equipped with specialized attachments, the PUDU SH1 extends its cleaning capabilities effortlessly, ensuring even the most hard-to-reach areas are left spotless.

# Product Features

## Multi-dimensional Cleaning



**Low-profile Area Cleaning**



**360° Surround Cleaning**



**Edge Cleaning**



# Product Features



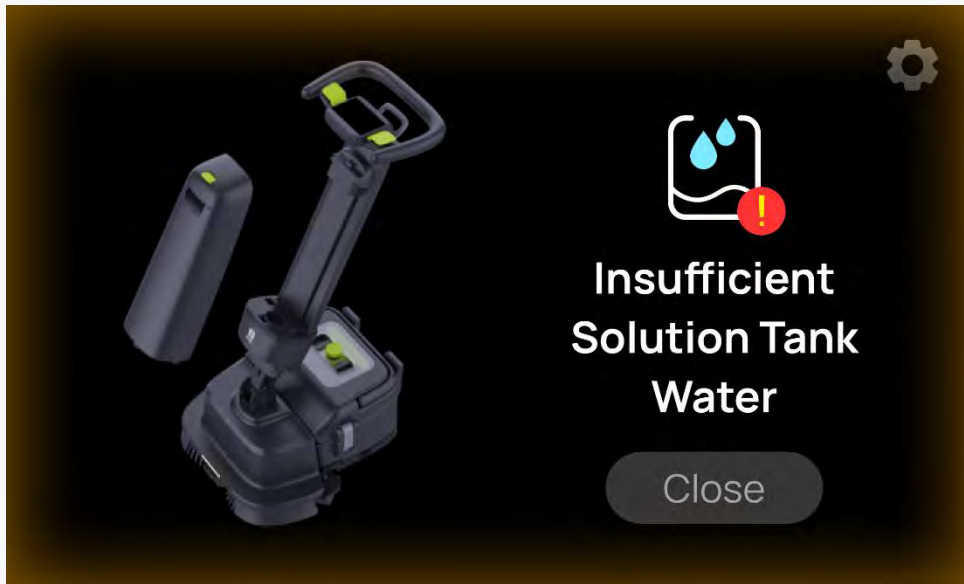
## Touch Screen Interface

Featuring a 4.2-inch touch screen, enhanced with visual and audio cues for an innovative interactive experience. It's as user-friendly as a smartphone, putting training videos right at your fingertips.

# Product Features

## Real-time Components Monitoring

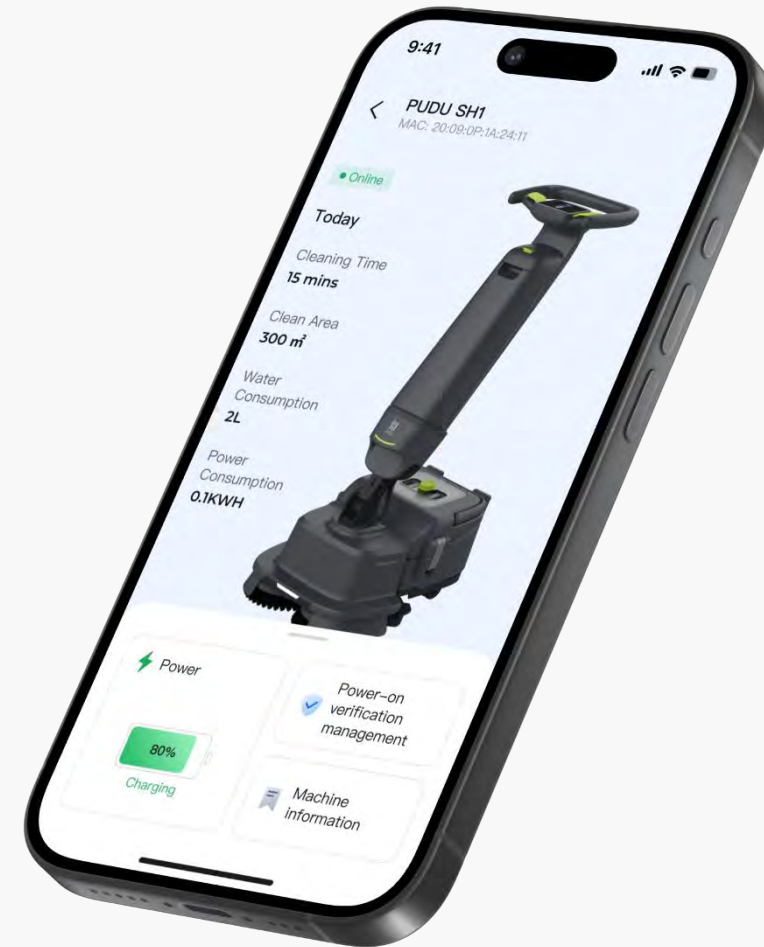
Equipment malfunctions resulting from improper handling (like blocked wastewater pipes or use on excessively rough floors) and inherent device faults are promptly flagged with intuitive alerts and guided resolutions. This proactive approach greatly minimizes the risk of damage to the machine and boosts operational efficiency.



# Product Features

## PUDU Link-Cleaning Report

Receive post-cleaning notifications that offer insights into your cleaning session. You'll get detailed reports on the duration of cleaning, water usage, and the area cleaned, giving you a comprehensive overview of your cleaning performance after the job is done.



# Product Features



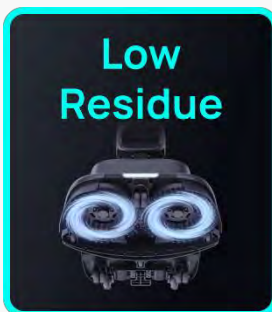

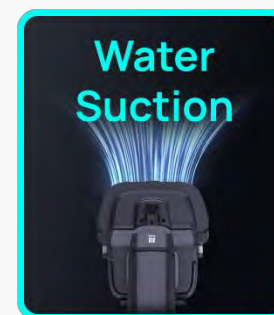




## Modular Design

The quick-release design of PUDU SH1 simplifies the cleaning and maintenance process. Scrubbing brushes, squeegees, water tanks, and batteries are all designed for easy removal and reattachment, allowing for hassle-free servicing and efficient turnaround.

# Product Features

## 7+2 Cleaning Modes



# Product Features

Suitable for use on a variety of floor materials



Tile



Terrazzo



Granite



Marble



Epoxy Finish



Hardwood Flooring



# CONTENT

Product Overview

Product Features

Product Value

# Product Value



## Efficiency Revolution

The SH1 redefines cleaning efficiency, offering a 70% reduction in cleaning time compared to traditional mopping. This advanced scrubber dryer allows for quicker turnarounds, ensuring spaces are kept impeccably clean with minimal downtime.

## Improved Safety

With its rapid-dry feature, the SH1 ensures floors are promptly clean and safe, proving to be a valuable asset in both time management and risk reduction.



# Product Value

## Brand Image Enhancement

Cleanliness and ambiance are pivotal in shaping customer perceptions. Impeccable hygiene and a welcoming space leave lasting impressions, enhancing your brand image and fostering loyalty that's essential for your business's enduring success.



## For Sustainability

PUDU SH1 reflects a commitment to sustainability with its efficient motor design, brushless motors, lithium batteries, and energy-saving modes. The product meets ROHS certification standards, ensuring it adheres to strict environmental guidelines.